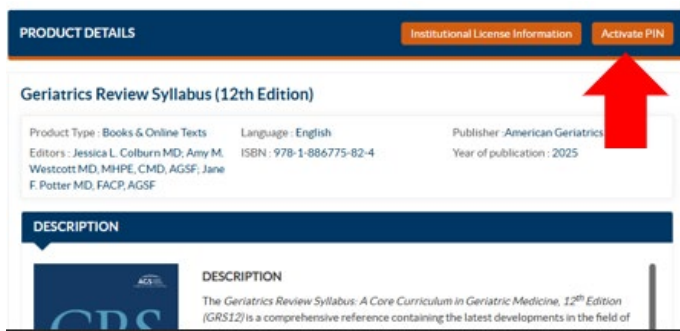


Contents

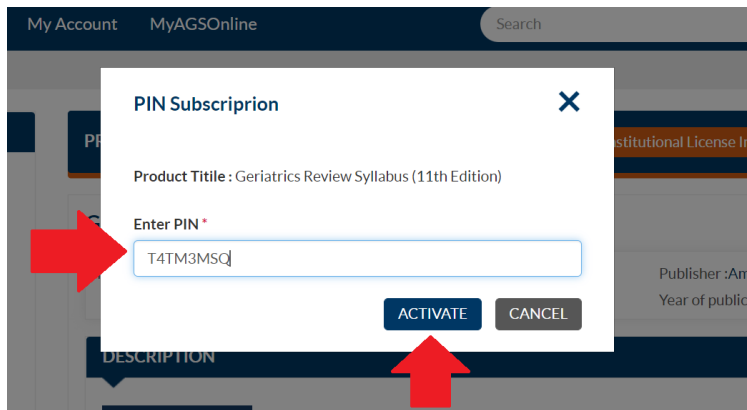
Activate GRS12 PIN Code.....	1
Access GRS12	2
Read GRS12 Chapter Text	3
Take GRS12 Exam for Credit.....	3
Continue GRS12 CME Exam in Progress	4
View Score for GRS12 CME Exam	5
Print GRS12 CME Certificate.....	7
Submit GRS12 Completion for MOC Credit.....	8
Access GRS12 Self-Assessment Bonus Pack	10
Create Practice Test for GRS12 or GRS12 Self-Assessment Bonus Pack	11
Continue an in-Progress Practice Test for GRS12 or GRS12 Self-Assessment Bonus Pack.....	13
View Practice Test Scores for GRS12 or GRS12 Self-Assessment Bonus Pack.....	13
Download AGS Beers Criteria® App	15

Activate GRS12 PIN Code

1. Visit [GeriatricsCareOnline](https://GeriatricsCareOnline.org) and click the **Login** button in the upper right. If you do not already have an account, select **Create an Account** (AGS members use the same email address and password for login that they do on the AGS website). A welcome message with your name in the upper right confirms you are logged in.
2. [Follow this link to the GRS12 product page](#). Click the orange Activate PIN button towards the top of the entry.



3. In the pop-up window enter your alpha-numeric PIN code and click **Activate**.



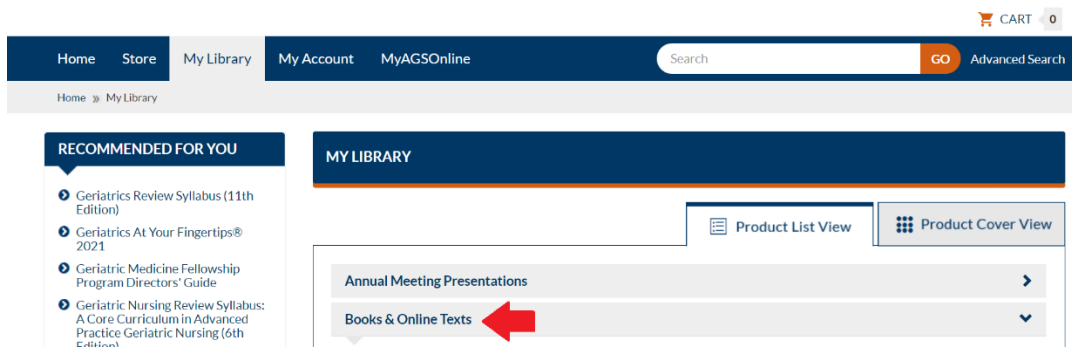
- Once the PIN is validated, the subscriptions will be added to your account and you are re-directed to the **My Library** tab.

Access GRS12

- Sign in to [GeriatricsCareOnline](https://GeriatricsCareOnline.org) to access your GRS12 subscription. A welcome message with your name in the upper right confirms you are logged in. You will be automatically redirected to the **My Library** tab.



- Look for the grey **Books & Online Texts** heading (you may need to scroll down to locate it and/ or click the heading to expand and view the titles it contains). You will see an entry for the *Geriatrics Review Syllabus* (12th Edition) beneath Books & Online Texts. Click **Table of Contents** in the GRS12 entry. This Table of Contents landing page provides tab options to read chapter text, view the ABIM Blueprint Map, navigate to the Self Assessment page for CME Exam and Practice Test, and read a list of GRS FAQs.





	Title	Geriatrics Review Syllabus (12th Edition)
	ISBN	978-1-886775-82-4
	Editors	G. Michael Harper MD, AGSF; William L. Lyons MD, AGSF; Jane F. Potter MD, FACP, AGSF
	Subscription	Full Product

TABLE OF CONTENTS 

Subscription valid until : 02/04/2028


Read GRS12 Chapter Text

1. Follow the steps above to [Access GRS12](#). You will be directed to the GRS12 Table of Contents tab where a list of units is displayed. To read textbook material, click the + (plus) icon to expand the list of chapters in that unit, or the – (minus) icon to collapse. Available chapters are indicated by a green unlocked padlock icon. Click a chapter title with green icon to view its contents on the next page.

Take GRS12 Exam for Credit

1. Follow steps above to [Access GRS12](#).
2. Click the grey **Self Assessment** tab towards the right of the page.

TABLE OF CONTENTS

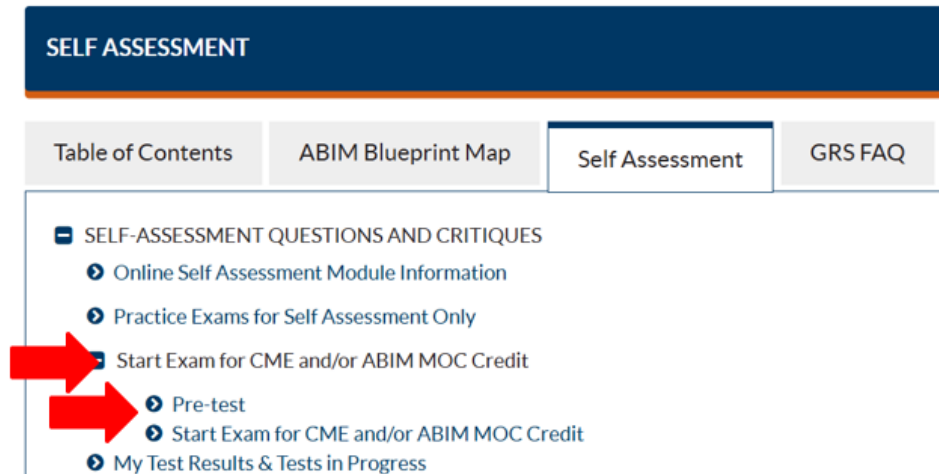
Table of Contents | ABIM Blueprint Map | **Self Assessment**  | AQ

GRS12

Search Term:

☒ Front Matter
☒ Foundations in Aging
☒ HISTORY OF GERIATRICS
☒ HEALTH EQUITY IN AGING

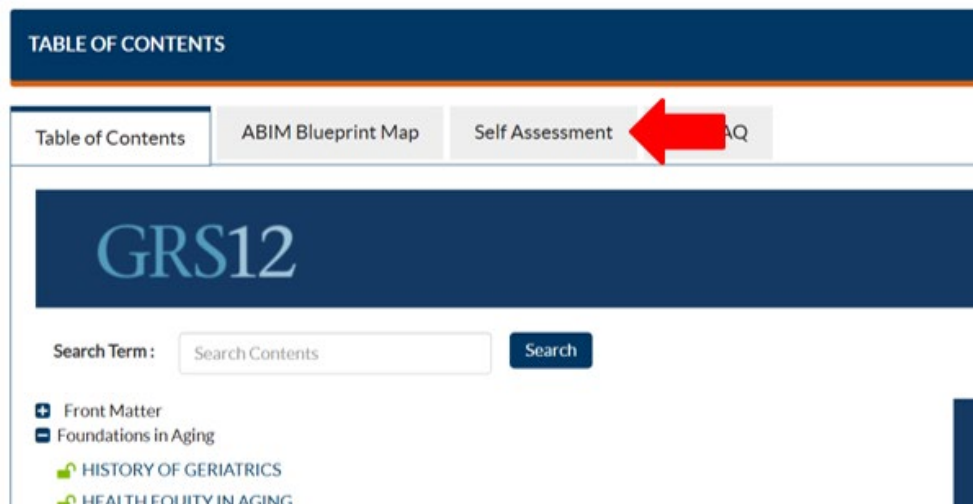
3. Select **Start Exam for CME and/or ABIM MOC Credit** to expand the menu, then click the **Pre-Test** option that appears.* You will be guided through the ten-question pre-test before the actual 360-question exam begins. Your pre-test score does not count toward your final exam score.



*If a message states that the exam is in “offline mode” or it has been taken with the GRS Mobile App, it must be completed using the app on the same device it was started on. If you prefer to take the exam online instead, please email GCOinfo@americangeriatrics.org or call 212.308.1414 option 2 to have the exam reset.

Continue GRS12 CME Exam in Progress

1. Follow steps above to [Access GRS12](#).
2. Click the grey **Self Assessment** tab towards the top of the page.




- Click **My Test Results and Tests in Progress**.

SELF ASSESSMENT

Table of Contents
ABIM Blueprint Map
Self Assessment
GRS12

SELF-ASSESSMENT QUESTIONS AND CRITIQUES

- Online Self Assessment Module Information
- Practice Exams for Self Assessment Only
- Start Exam for CME and/or ABIM MOC Credit
- **My Test Results & Tests in Progress** 
- Submit Evaluation

- Scroll down past any Self Assessment Practice Test results to **Self Assessment Name: GRS12 CME**. In the **Options** column, select **Continue** to return to the next unanswered question.

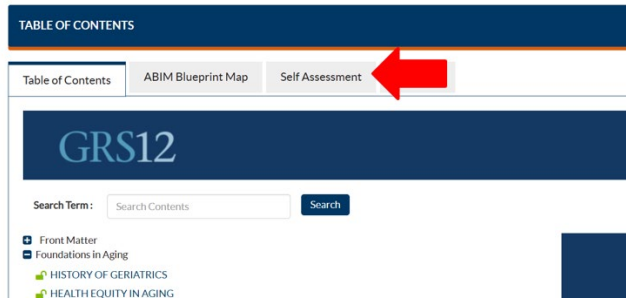
SELF-ASSESSMENT TEST RESULTS

Practice Test Name	Date Taken	No. of Questions	No. of Correct Answers	Topics	Options
No Records Found					

Self Assessment Name	Self Assessment Type	Date Taken	No. of Questions	No. of Correct Answers	Options
GRS12 Complete CME	CME CREDIT	February 5, 2025, 4:06 pm	360	1	Continue

View Score for GRS12 CME Exam

- Follow steps above to [Access GRS12](#).
- Click the grey **Self Assessment** tab towards the right of the page.




3. Click **My Test Results and Tests in Progress**.



4. Scroll down past any Self Assessment Practice Test results to **Self Assessment Name: GRS12 Complete CME**. Review the **No. of Correct Answers** column. A minimum score of 70% (251 correct questions) is required to earn CME credit with GRS12.

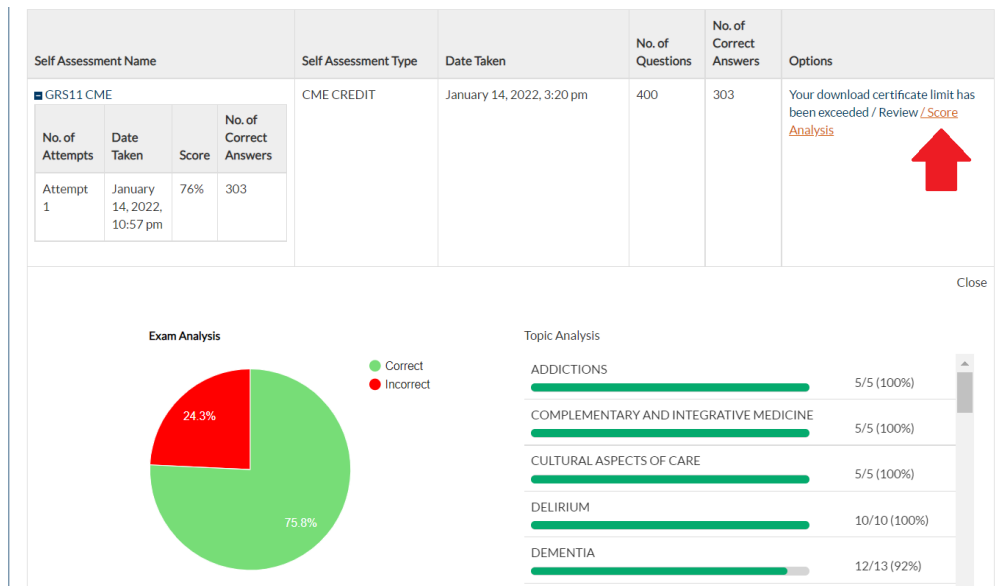
Self Assessment Name	Self Assessment Type	Date Taken	No. of Questions	No. of Correct Answers	Options
GRS12 Complete CME	CME CREDIT	February 5, 2025, 4:06 pm	360	1	Continue

5. Once the exam is complete, you can click the + (plus sign) next to **GRS12 Complete CME** to view score and date taken details.



Self Assessment Name		Self Assessment Type	Date Taken
+ GRS12 Complete CME		CME CREDIT	January 14, 2022, 3:20 pm
No. of Attempts	Date Taken	Score	No. of Correct Answers
Attempt 1	January 14, 2022, 10:57 pm	76%	303

- For completed exams, the **Options** column includes **Score Analysis** which provides a graphical breakdown of performance by topic.



Print GRS12 CME Certificate

- Individual subscribers who pass the GRS12 CME exam through 12/31/2027 with a score of 70% or higher can download two copies of their CME certificate. Follow steps above to [Access GRS12](#).
- Click the grey **Self Assessment** tab towards the right of the page.

TABLE OF CONTENTS

Table of Contents

ABIM Blueprint Map

Self Assessment

GRS12

Search Term : Search

Front Matter

Foundations in Aging

HISTORY OF GERIATRICS

HEALTH EQUITY IN AGING

- Click **My Test Results and Tests in Progress**.

SELF ASSESSMENT

Table of Contents
ABIM Blueprint Map
Self Assessment
GRS FAQ

- SELF-ASSESSMENT QUESTIONS AND CRITIQUES
 - ▶ Online Self Assessment Module Information
 - ▶ Practice Exams for Self Assessment Only
 - Start Exam for CME and/or ABIM MOC Credit
 - ▶ [My Test Results & Tests in Progress](#)
 - ▶ Submit Evaluation

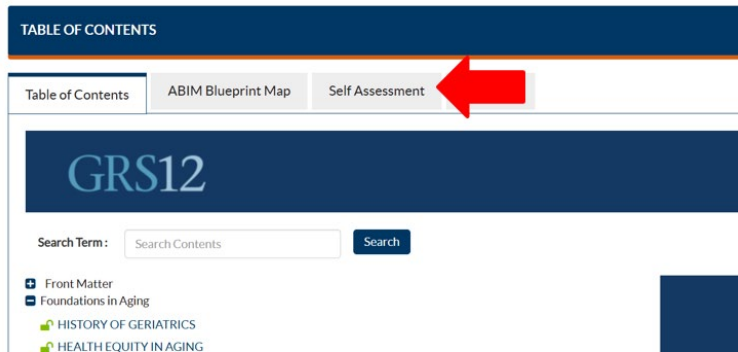
4. Scroll down past any Self Assessment Practice Test results to **Self Assessment Name: GRS12 Complete CME**. In the **Options** column, select **Click here to download your Certificate of Completion**. You can download an original and duplicate copy (watermarked as such). If you have exceeded the number of downloads and require another copy, email GCOinfo@americangeriatrics.org with your request.

	Self Assessment Type	Date Taken	No. of Questions	No. of Correct Answers	Options
	CME CREDIT	January 14, 2022, 3:20 pm	400	303	Click here to download a duplicate copy of your Certificate of Completion / Review / Score Analysis

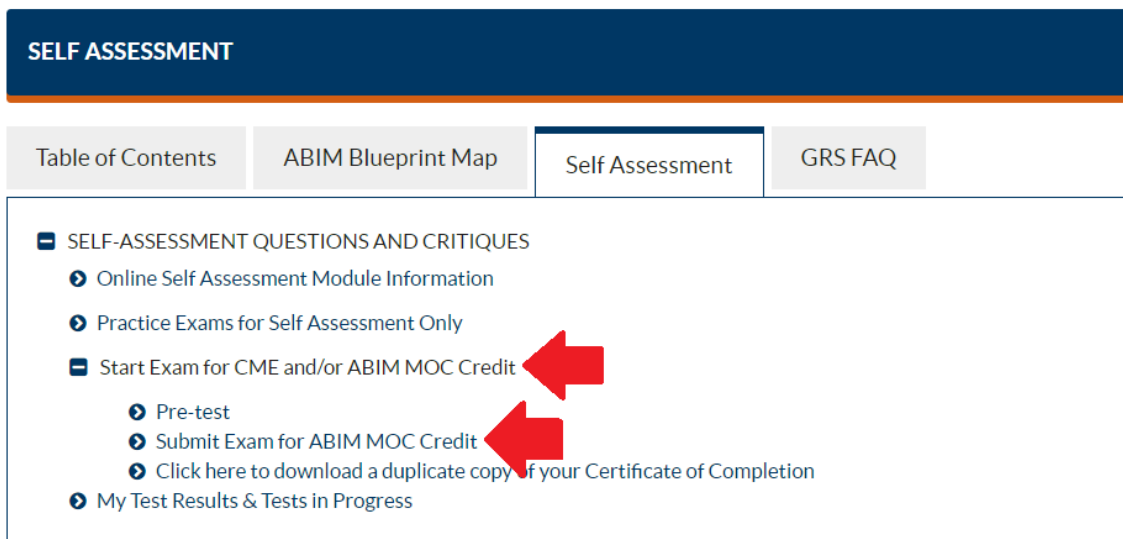
Submit GRS12 Completion for MOC Credit

- Individual subscribers who pass the GRS12 CME exam through 12/31/2027 with a score of 70% or higher and who are registered with the American Board of Internal Medicine can submit their participation for MOC credit. Follow steps above to [Access GRS12](#).

2. Click the grey **Self Assessment** tab towards the right of the page.



3. Click **Start Exam for CME and/ or ABIM MOC Credit** and in the new menu that appears, **Submit Exam for ABIM MOC Credit**.



4. Complete the form in the pop-up window and **Submit**.

The screenshot shows a pop-up window titled 'Submit Result For ABIM'. The window contains the following text: 'Complete this form to submit your exam results to ABIM for MOC credit. Once it is approved by ABIM, credit is usually reflected on the ABIM's PARS website within 2 business days.' Below this text, there is a section for 'Required Fields' with the following input fields: 'ABIM ID *', 'First Name *', 'Last Name *', and 'Date of birth *'. At the bottom of the form, there is a link: 'Don't know your ABIM ID? Click here to retrieve it.' The background of the page shows the 'GeriatricsCareOnline.org' logo and the 'Complex Care. Access to Resources Simplified.' tagline.

Access GRS12 Self-Assessment Bonus Pack

1. Sign in to [GeriatricsCareOnline](https://GeriatricsCareOnline.org) to access the GRS12 Self-Assessment Bonus Pack. A welcome message with your name in the upper right confirms you are logged in. You will be automatically redirected to the **My Library** tab.



2. Look for the grey **Books & Online Texts** heading (you may need to scroll down to locate it and/ or click the heading to expand and view the titles it contains). You will see an entry for the GRS12 Self-Assessment Bonus Pack beneath Books & Online Texts. Click **Table of Contents** in this entry.

RECOMMENDED FOR YOU

- Geriatrics Review Syllabus (11th Edition)
- Geriatrics At Your Fingertips® 2021
- Geriatric Medicine Fellowship Program Directors' Guide
- Geriatric Nursing Review Syllabus: A Core Curriculum in Advanced Practice Geriatric Nursing (6th Edition)

MY LIBRARY

Product List View | Product Cover View

Annual Meeting Presentations >

Books & Online Texts ▼

GRS12 Self-Assessment Bonus Pack

Title GRS12 Self-Assessment Bonus Pack

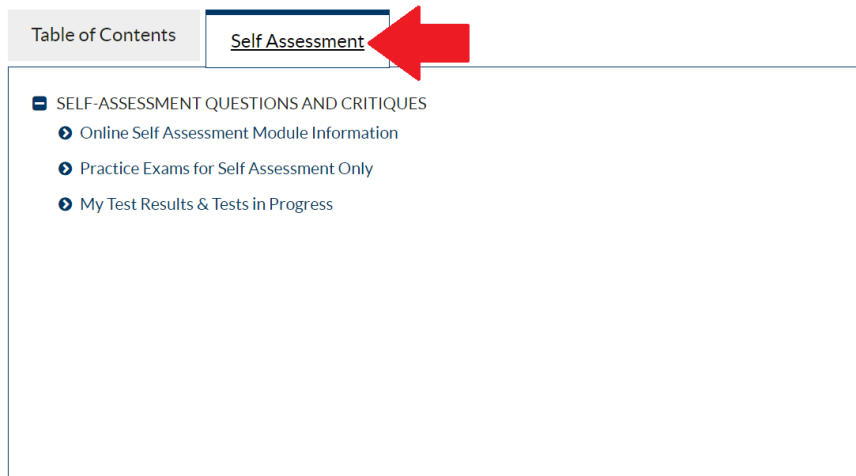
ISBN 978-1-886775-82-4

Subscription Full Product

TABLE OF CONTENTS

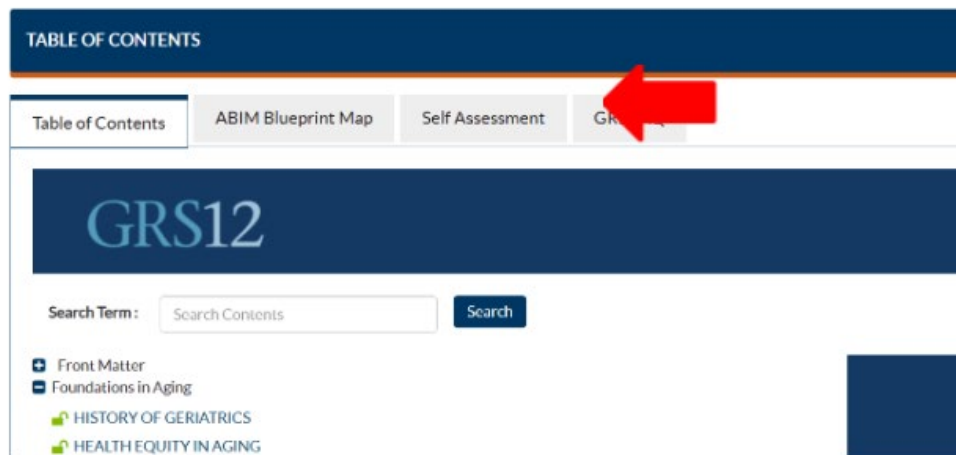
Subscription valid until : 02/05/2028

3. Click **Self Assessment** to access bonus questions menu.



Create Practice Test for GRS12 or GRS12 Self-Assessment Bonus Pack

1. Follow appropriate instructions to [Access GRS12](#) or to [Access GRS12 Self-Assessment Bonus Pack](#).
2. Click the grey **Self Assessment** tab towards the top of the page.



3. Select **Practice Exams for Self Assessment Only**.

SELF ASSESSMENT

Table of Contents

Self Assessment

SELF-ASSESSMENT QUESTIONS AND CRITIQUES

- Online Self Assessment Module Information
- [Practice Exams for Self Assessment Only](#)
- My Test Results & Tests in Progress

4. Enter a unique test name in the **Test Name** field. The only special characters permitted are spaces.

Test Name: *

cardio review feb 2025

5. Tick boxes beside the desired topics, or select **Click Here for All Topics** to create an all-encompassing Practice Test.

[CLICK HERE FOR ALL TOPICS](#)

- | | | |
|---|--|---|
| <input checked="" type="checkbox"/> ADVANCE CARE PLANNING FOR WHAT MATTERS MOST | <input checked="" type="checkbox"/> ANXIETY DISORDERS | <input checked="" type="checkbox"/> BEHAVIORS IN DEMENTIA |
| <input checked="" type="checkbox"/> BIOLOGY | <input checked="" type="checkbox"/> CARDIOVASCULAR DISEASE | <input checked="" type="checkbox"/> CAREGIVING |
| <input checked="" type="checkbox"/> COMMUNITY-BASED CARE | <input checked="" type="checkbox"/> COMPLEMENTARY AND INTEGRATIVE MEDICINE | <input checked="" type="checkbox"/> COMPREHENSIVE GERIATRIC ASSESSMENT |
| <input checked="" type="checkbox"/> DELIRIUM | <input checked="" type="checkbox"/> DEMENTIA | <input checked="" type="checkbox"/> DEMOGRAPHY |
| <input checked="" type="checkbox"/> DENTISTRY AND ORAL HEALTH | <input checked="" type="checkbox"/> DEPRESSION AND OTHER MOOD DISORDERS | <input checked="" type="checkbox"/> DERMATOLOGY |
| <input checked="" type="checkbox"/> DIABETES MELLITUS | <input checked="" type="checkbox"/> DISORDERS OF THE FOOT | <input checked="" type="checkbox"/> DIZZINESS |
| <input checked="" type="checkbox"/> ENDOCRINOLOGY | <input checked="" type="checkbox"/> ETHICS AND LAW | <input checked="" type="checkbox"/> FALLS |
| <input checked="" type="checkbox"/> FEEDING AND SWALLOWING | <input checked="" type="checkbox"/> FINANCING, COVERAGE, AND COSTS OF CARE | <input checked="" type="checkbox"/> FINANCING, COVERAGE, AND COSTS OF HEALTH CARE |
| <input checked="" type="checkbox"/> FRAILITY | <input checked="" type="checkbox"/> GAIT IMPAIRMENT | <input checked="" type="checkbox"/> GASTROENTEROLOGY |
| <input checked="" type="checkbox"/> GYNECOLOGY | <input checked="" type="checkbox"/> HEALTH EQUITY AND AGING | <input checked="" type="checkbox"/> HEALTHY AGING |
| <input checked="" type="checkbox"/> HEARING LOSS | <input checked="" type="checkbox"/> HEART FAILURE | <input checked="" type="checkbox"/> HEMATOLOGY |
| <input checked="" type="checkbox"/> HOME-BASED MEDICAL CARE | <input checked="" type="checkbox"/> HOSPITAL CARE | <input checked="" type="checkbox"/> HYPERTENSION |
| <input checked="" type="checkbox"/> INFECTIOUS DISEASES | <input checked="" type="checkbox"/> INTELLECTUAL AND DEVELOPMENTAL DISORDERS | <input checked="" type="checkbox"/> LESBIAN GAY BISEXUAL TRANSGENDER QUEER INTERSEX+ HFAITH |

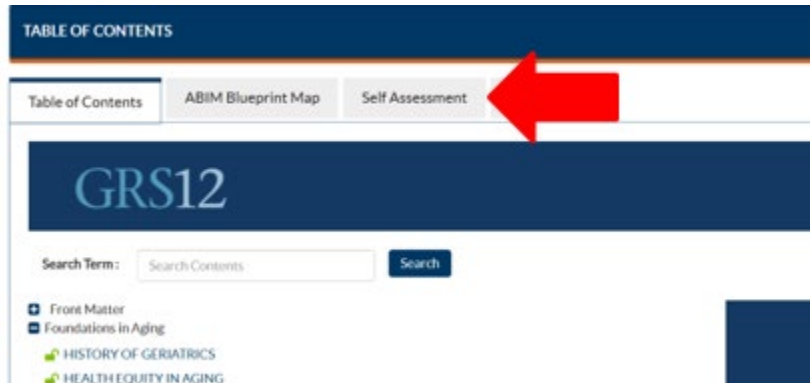
6. Scroll to the bottom of the page and click **Submit**. Practice Test begins automatically.

- | | | |
|--|--|--|
| <input checked="" type="checkbox"/> SUBSTANCE USE AND COMPULSIVE DISORDERS | <input checked="" type="checkbox"/> SWALLOWING AND FEEDING | <input checked="" type="checkbox"/> SYNCOPE |
| <input checked="" type="checkbox"/> TELEHEALTH | <input checked="" type="checkbox"/> TRANSITIONS OF CARE | <input checked="" type="checkbox"/> URINARY INCONTINENCE |
| <input checked="" type="checkbox"/> VISION LOSS AND OTHER EYE CONDITIONS | | |

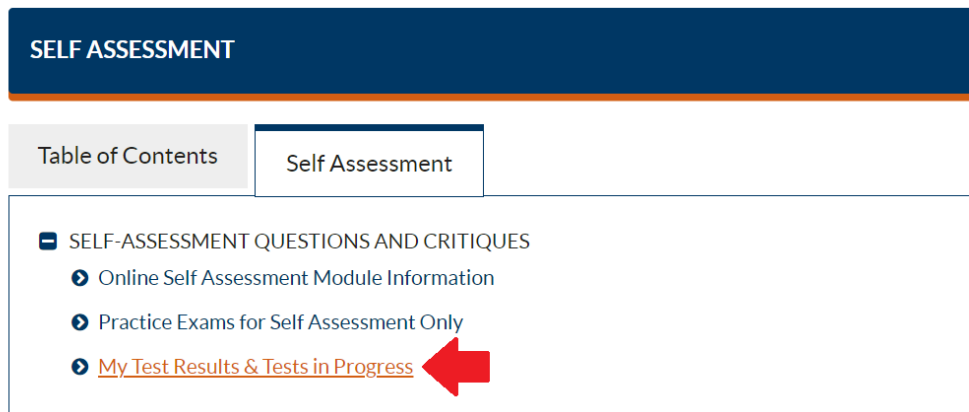
SUBMIT

Continue an in-Progress Practice Test for GRS12 or GRS12 Self-Assessment Bonus Pack

1. Follow appropriate instructions to [Access GRS12](#) or to [Access GRS12 Self-Assessment Bonus Pack](#).
2. Click the grey **Self Assessment** tab towards the top of the page.



3. Click **My Test Results and Tests in Progress**.



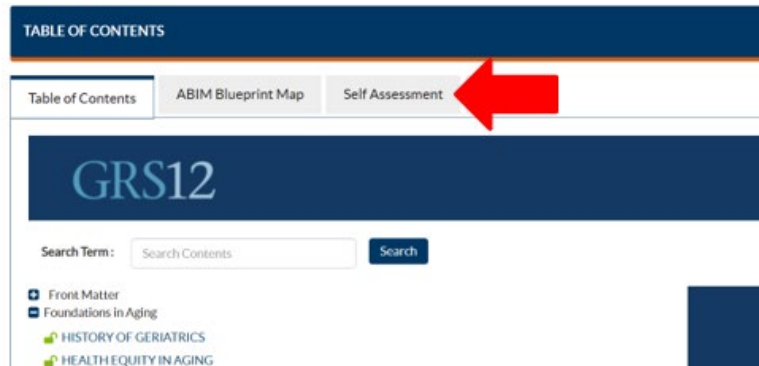
4. Scroll to the desired test and in the **Options** column select **Continue**. You will be redirected to the next unanswered question for that test.

tes	February 7, 2025, 10:29 am	360	0	All Topics	Continue
-----	----------------------------	-----	---	------------	--------------------------

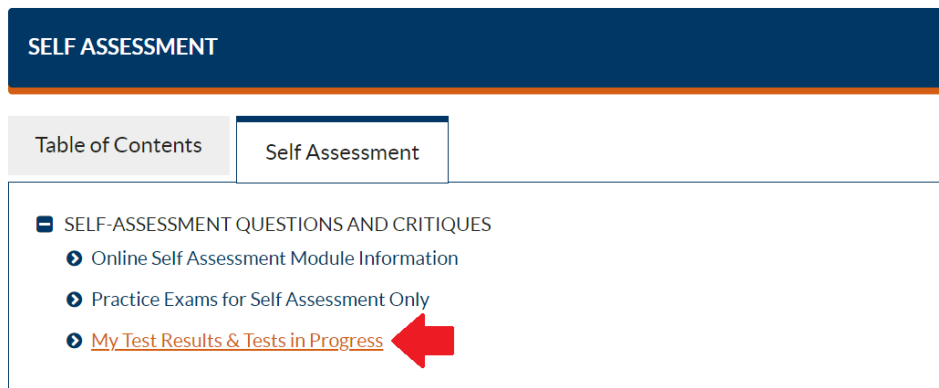
View Practice Test Scores for GRS12 or GRS12 Self-Assessment Bonus Pack

1. Follow appropriate instructions to [Access GRS12](#) or to [Access GRS12 Self-Assessment Bonus Pack](#)

- Click the grey **Self Assessment** tab towards the top of the page.



- Click **My Test Results and Tests in Progress**.



- Once the Practice Test is complete, you can click the + (plus sign) in the **Practice Test Name** column to view date taken details and score.

SELF-ASSESSMENT TEST RESULTS


Back

Practice Test Name	Date Taken	No. of Questions	No. of Correct Answers	Topics	Options
<div><div><div><div></div><div>nearly all test 01.1...</div></div></div></div>	January 19, 2022, 9:16 am	110	0	ADDICTIONS ADVANCE CARE PLANNING ANXIETY DISORDERS	Continue
<div><div><div><div></div><div>bio 01.19</div></div></div></div>	January 19, 2022, 9:17 am	1	0	BIOLOGY	Review / Score Analysis
<div><div><div><div></div><div>No. of Attempts</div></div><div><div></div><div>Date Taken</div></div><div><div></div><div>Score</div></div><div><div></div><div>No. of Correct Answers</div></div></div><div><div><div>Attempt 1</div><div>January 19, 2022, 9:17 am</div></div><div><div>0%</div></div><div><div>0</div></div></div></div>					

- In the **Options** column select **Score Analysis** to view a graphical breakdown of performance by topic.

■ bio 01.19				January 19, 2022, 9:17 am	1	0	ANXIETY DISORDERS	Review / Score Analysis
No. of Attempts	Date Taken	Score	No. of Correct Answers					
Attempt 1	January 19, 2022, 9:17 am	0%	0					

Exam Analysis



Incorrect

Topic Analysis

BIOLOGY

0/1 (0%)

Close

- In the **Options** column, select **Review** (pictured in the step above), to revisit questions, your submitted answers with critiques, incorrectly answered questions, and bookmarked questions.

Download AGS Beers Criteria® App

This one-year subscription is included with each GRS12 purchase. This app helps clinicians implement prescribing recommendations based on a compendium of medications potentially to avoid or consider with caution because they often present an unfavorable balance of benefits and harms for older adults.

- On your mobile device, click the appropriate link to download the AGS Beers Criteria® App for [Android](#) or [Apple](#).
- When you open the app, choose “Already have a GeriatricsCareOnline.org subscription” towards the bottom of the page and enter the same email and password you use on the website.